

ATM Card Acceptance Heavy Duty Decals

ORDERING WORKSHEET

Once completed, click **SUBMIT** and the form data will be sent to a Customer Service Representative & applied to your order.

Name: _____

Phone: _____

Company: _____

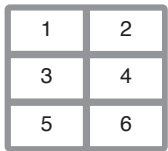
Order Number: _____ Date: _____

Customer Number: _____

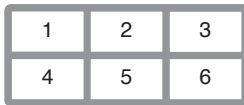
E-mail: _____

STEP 1: Choose decal configuration.

STEP 2: Choose individual logos by matching the logo product number with the position.



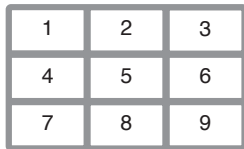
CAS632HD



CAS623HD



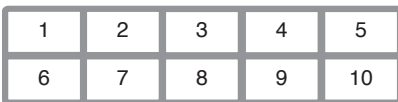
CAS71VHD



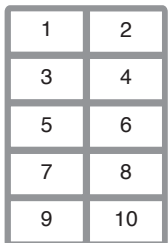
CAS933HD



CAS422HD



CAS1025HD



CAS1052HD



CAS842HD



CAS824HD

Position 1: PL352_____ Position 6: PL352_____

Position 2: PL352_____ Position 7: PL352_____

Position 3: PL352_____ Position 8: PL352_____

Position 4: PL352_____ Position 9: PL352_____

Position 5: PL352_____ Position 10: PL352_____



PL352MC



PL352VS



PL352AX



PL352DN



PL352AL



PL352C00P



PL352CUH



PL352MP



PL352A0



PL352NY2



PL352CS



PL352DCI



PL352PS



PL352M



PL352QU



PL352AP



PL352SR



PL352JN



PL352MT



PL352PU



PL352NT



PL352SUM



PL352SURF2



PL352CN



PL352SURF



PL352NV



PL352FD



PL352SZ



PL352NY