6.5' ContourFit Arc Display (Dye-Sub Full Bleed)

Kit Item# 254287
Graphic Only Item# 254289

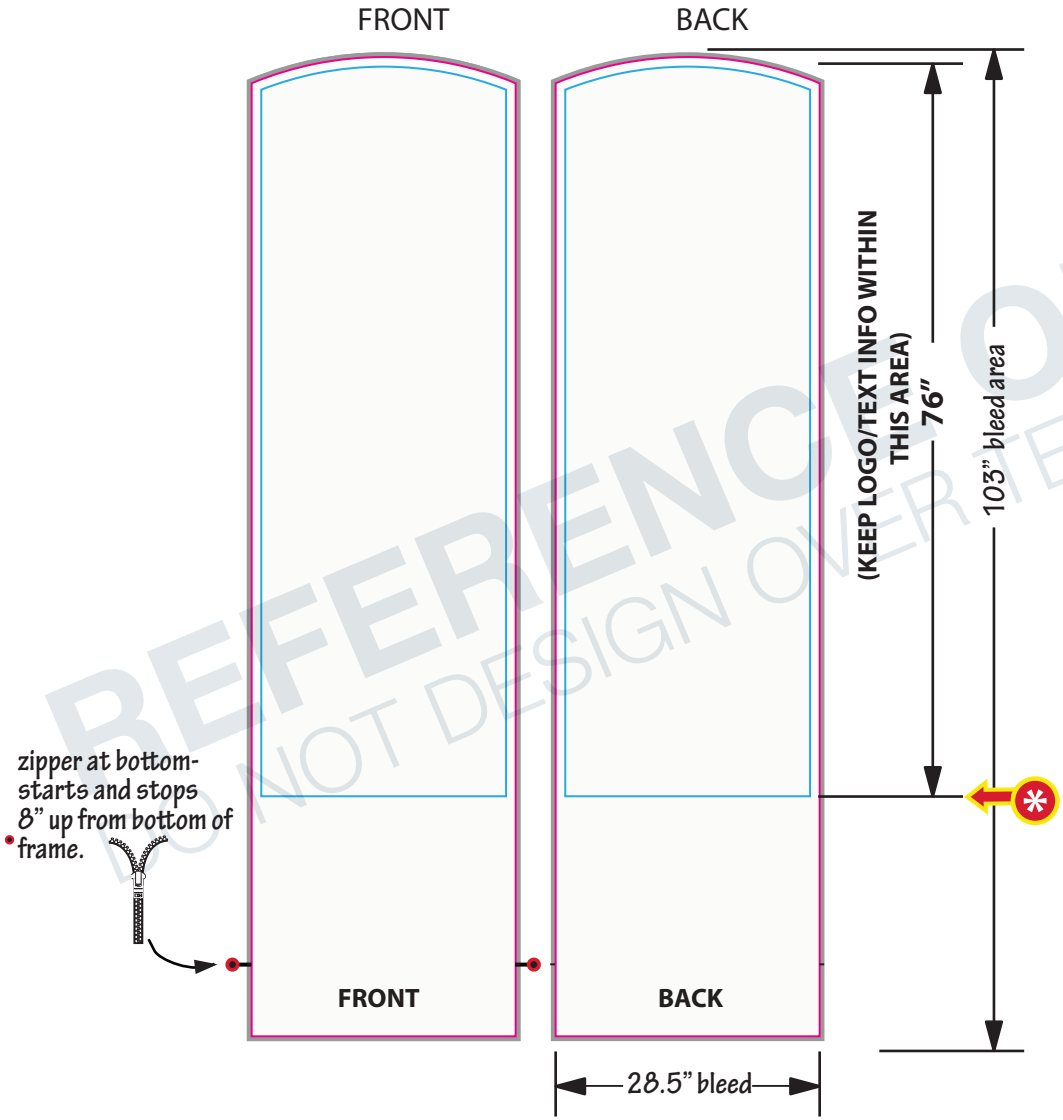

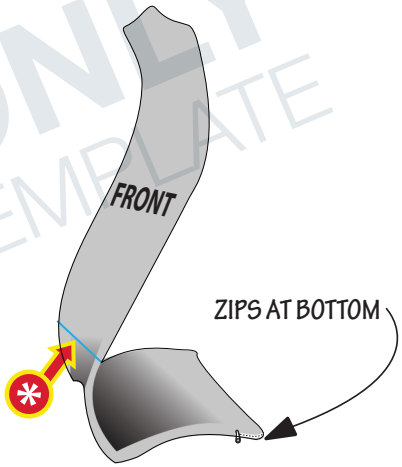

SAFE AREA STOPS HERE DUE TO BEND IN HARDWARE.

FOR REFERENCE ONLY
PLEASE SEND IN ART SET UP TO FULL SIZE
layout guide on page 2

- **All images must be embedded**
- **All fonts must be outlined.**

TEMPLATE KEY

= BLEED AREA
= FINISHED SIZE
= SAFE AREA

BLEED AREA
28.5"W x 103"H
(.5" on all sides)
Area of art that is used for finishing product. Background color/image should extend into this area.

FINISHED SIZE
27.5"W x 102"H
Area of art that is visible after finishing product. Background color/image should extend into the bleed area.

SAFE AREA
25.5"W x 76"H
Recommended area to place artwork. Artwork within this area will be safe from variance in cut of finished edge /stitch line.

Using PMS colors in your art is recommended but an exact match cannot be guaranteed.

Dye-Sub products are printed CMYK (4 color) process from your art file.

REFERENCE ONLY
DO NOT DESIGN OVER TEMPLATE

ACCEPTABLE FILE FORMATS:

Vector lines **Vector image**

- Adobe Illustrator (.ai, .pdf, .eps)
- All Fonts Outlined
- Images Embedded

Raster image

- Adobe Photoshop (.psd, .tif, .jpg)
- 200 DPI at 100% Scale

Updated: 3.12.13

TEMPLATE KEY

= BLEED AREA

= FINISHED SIZE

= SAFE AREA

= STITCH LINE

CUSTOMER NOTE:

- Design each print file on its own artboard to the bleed area size. (2) print files total — 28.5″ **W x** 103″ **H**
- All images must be embedded.
- All fonts must be in outline format.

NOTE:

- **THIS PRODUCT REQUIRES (2) SEPARATE PRINT FILES. (1) FRONT AND (1) BACK.** ***IF NO ARTWORK IS SUBMITTED FOR BACKSIDE, IT WILL BE WHITE.***
- **KEEP ANY IMPORTANT LOGOS/TEXT INFORMATION INSIDE SAFE AREA**

INTERNAL NOTE:
MAKE SURE THE BLACK "TICK MARKS" REMAIN ON THE PRINT FILES.



FRONT



BACK