





Signicade Deluxe (Single-sided)



**FOR REFERENCE ONLY
PLEASE USE FULL SIZE
TEMPLATES ON PAGE 2
TO SET UP ARTWORK**

TEMPLATE KEY

	= BLEED AREA
	= FINISHED SIZE
	= SAFE AREA
	= STITCH LINE

BLEED AREA

N/A
(no bleed required)

Area of art that is used for finishing product. Background color/image should extend into this area.

FINISHED SIZE

24"W x 36"H

Area of art that is visible after finishing product. Background color/image should extend into the bleed area.

STITCH LINE

N/A

SAFE AREA

23"W x 35"H

Recommended area to place artwork. Artwork within this area will be safe from variance in cut of finished edge /stitch line.

Using PMS colors in your art is recommended but an exact match cannot be guaranteed.

All our products are printed CMYK (4 color) process from your art file.

- All images must be embedded
- All fonts must be outlined.

ACCEPTABLE FILE FORMATS:



Vector lines



Vector image

- Adobe Illustrator (.ai, .pdf, .eps)
- All Fonts Outlined
- Images Embedded



Raster image

- Adobe Photoshop (.psd, .tif, .jpg)
- 200 DPI at 100% Scale

Updated: 11.8.13

TEMPLATE KEY

-  = BLEED AREA
-  = FINISHED SIZE
-  = SAFE AREA
-  = STITCH LINE

CUSTOMER NOTE:

- Design each print file on its own artboard to the finished size. 1 print files total

Front:  24" W x 36" H

- All images must be embedded.
- All fonts must be in outline format.

